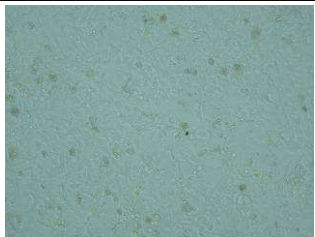


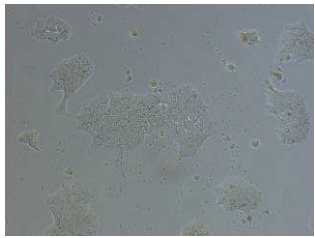
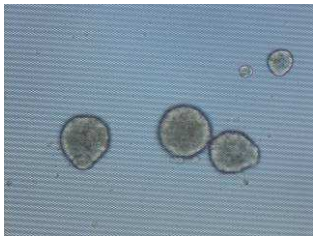
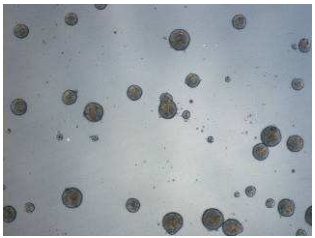
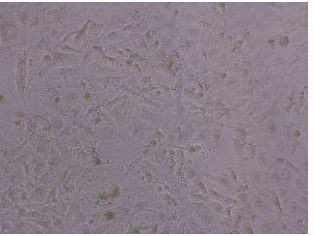
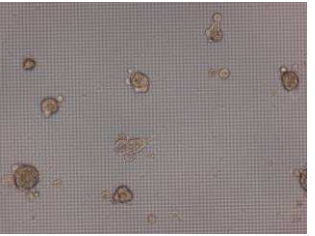
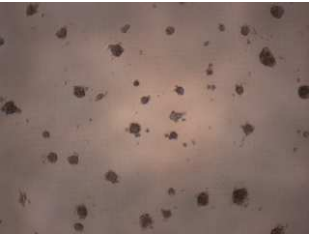
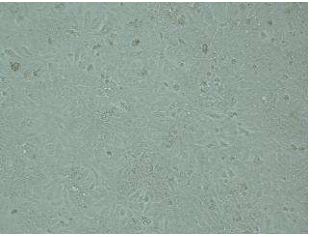
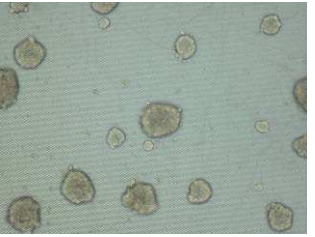


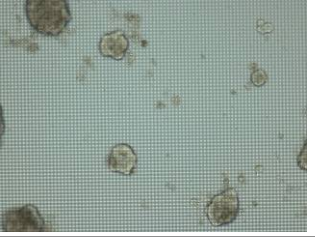




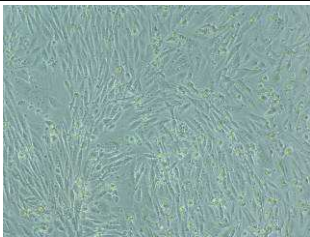


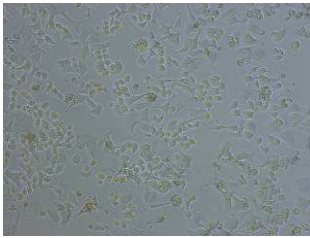
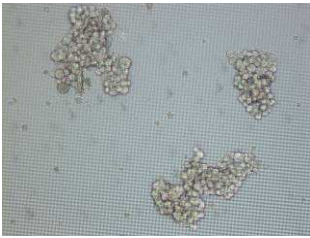

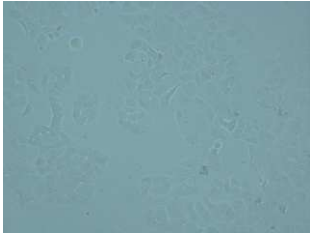
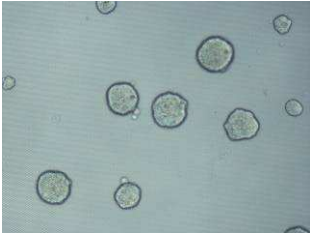
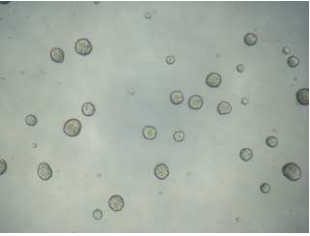
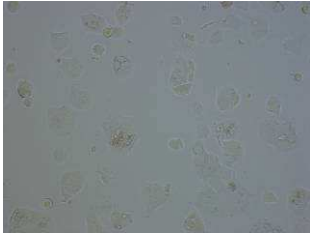



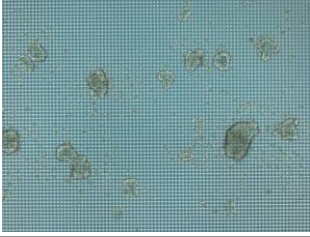









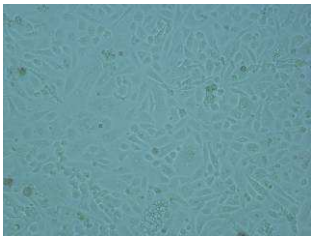
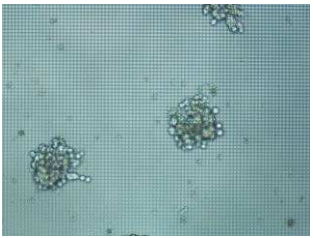
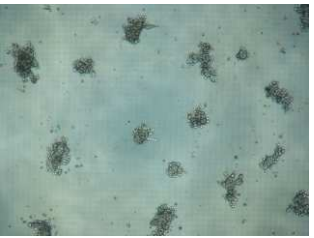
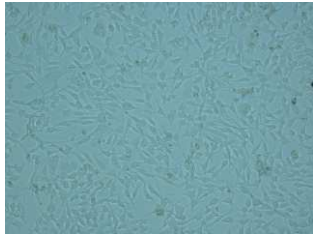
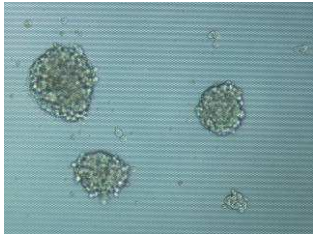
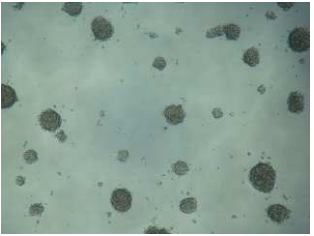

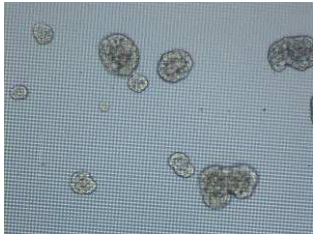

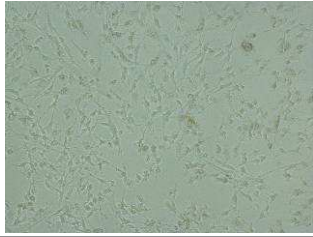
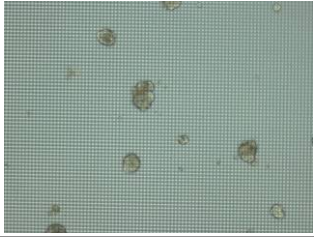

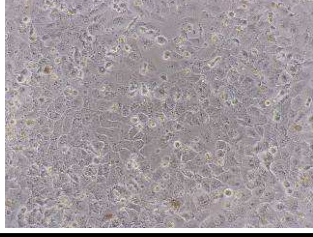

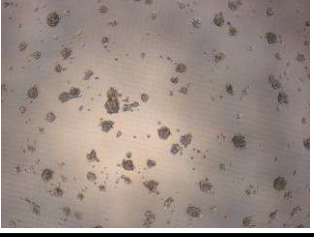
# 3D culture on NCP

Cell Line NCP pattern NCM	Monolayer	NCP	
	x100	x100	x40
BT20 MS or MH M			
BT474 MS or MH M			
BT549 MS or MH M			
HCC1806 MS or MH M			
HCC1954 MS or MH M			
Hs578T MS or MH M			

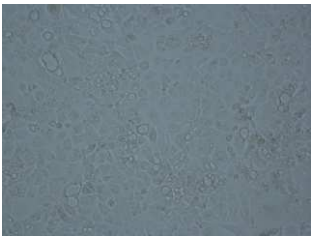
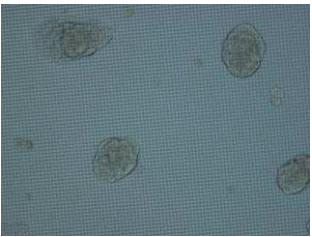
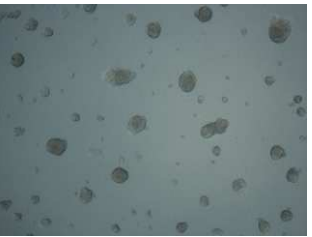

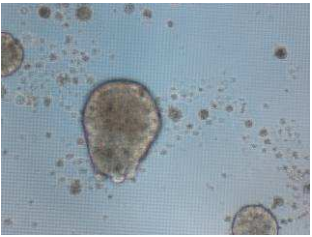
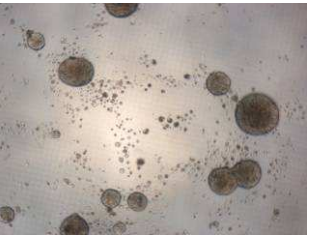
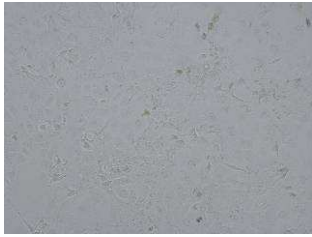
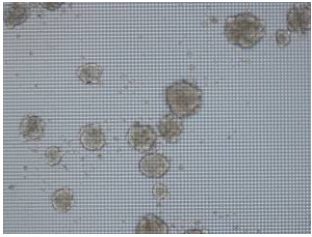

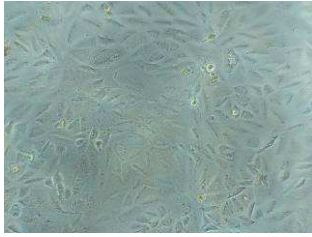
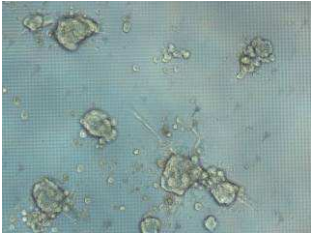
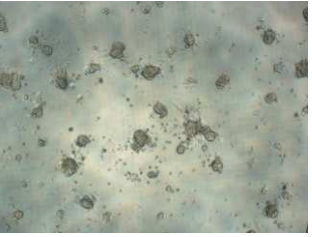
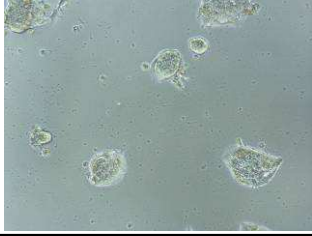
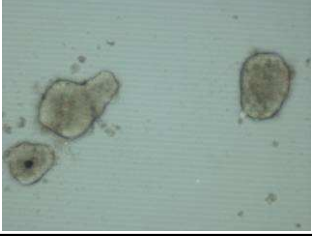

# 3D culture on NCP

Cell Line NCP pattern NCM	Monolayer	NCP	
	x100	x100	x40
MDA-MB-231 MS or MH M			
SK-BR-3 MS or MH M			
T47-D MS or MH M			
ZR-75-30 MS or MH M			
JIMT-1 MS or MH M			
MCF7 MS or MH M			

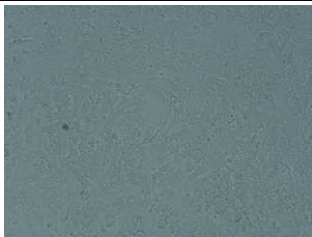
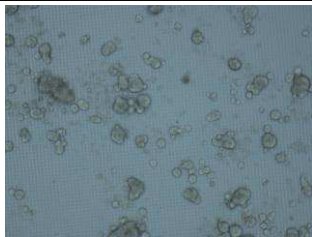

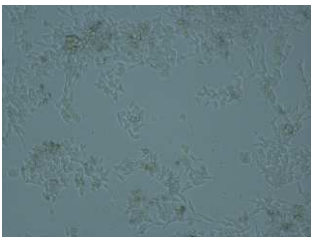
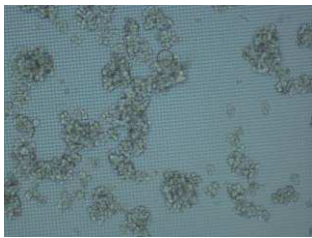
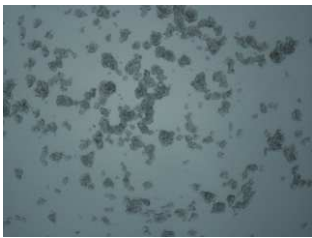

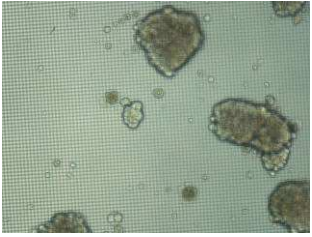


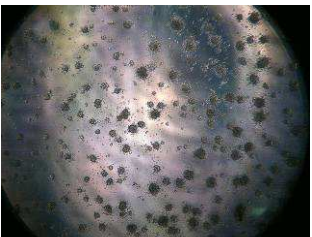
# 3D culture on NCP

Cell Line NCP pattern NCM	Monolayer	NCP	
	x100	x100	x40
DU145 MS or MH M			
PC-3 MS or MH M or R			
MDA-MB-435S MS or MH R			
A549 MS or MH M or R			
Calu-1 MS or MH M			
NCI-H23 MS or MH			


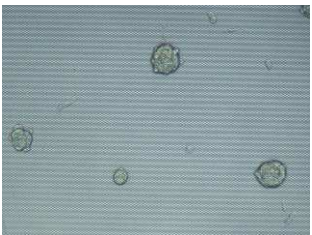

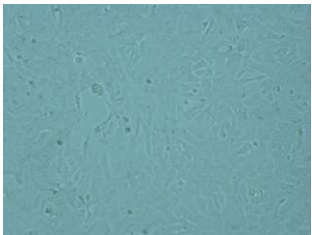

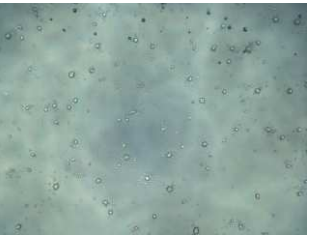
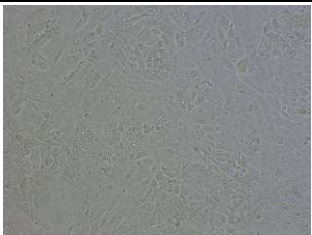


# 3D culture on NCP

Cell Line NCP pattern NCM	Monolayer	NCP	
	x100	x100	x40
NCI-H226 MS or MH M			
NCI-H441 MS or MH M			
NCI-H1650 MS or MH M			
NCI-H1975 MS or MH M			
NCI-H1993 MS or MH M			

# 3D culture on NCP

Cell Line NCP pattern NCM	Monolayer	NCP	
	x100	x100	x40
SK-OV-3 MS M or R			
MKN-45 MS or MH M			
MKN-74 MS or MH M			
HeLa MS or MH M			

# 3D culture on NCP

Cell Line NCP pattern NCM	Monolayer	NCP	
	x100	x100	x40
U251 MS or MH M			
RBE MS or MH M			
ACHN MH M or R			
3T3-L1 MS or MH M	